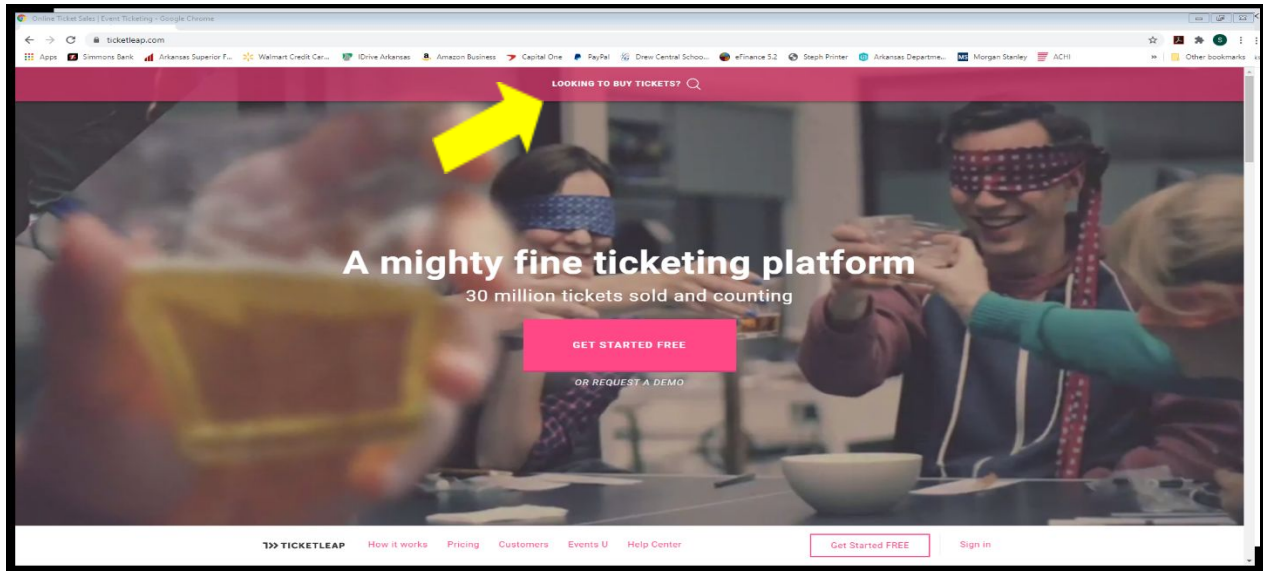
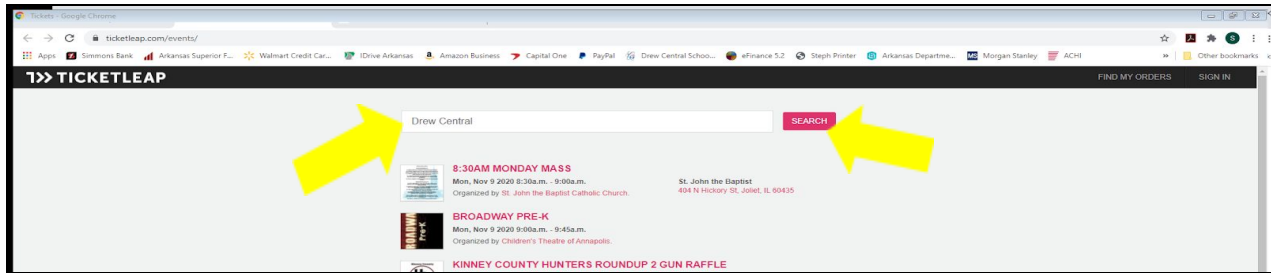


# TICKETLEAP DIRECTIONS

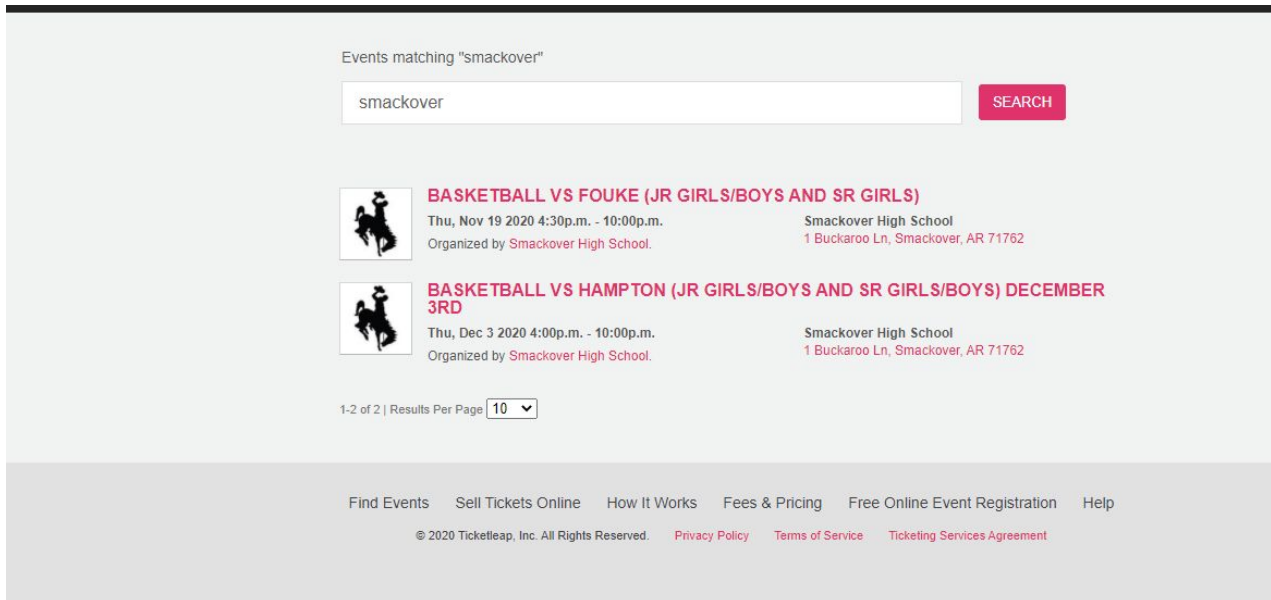
1. Go to the Ticketleap website at: <https://www.ticketleap.com/>
2. Click on [LOOKING TO BUY TICKETS?](#) At the top, middle of the page



3. In the Search box, type in Smackover (or whatever school name needed), Click Search
  - a. [Smackover Tickets](#)



4. Click on the event you are purchasing your tickets for



5. Type in the event password \_\_\_\_\_ ; Click Submit


YOU NEED A PASSWORD TO ACCESS

### BASKETBALL VS FOUKE (JR GIRLS/BOYS AND SR GIRLS)

Enter the Event Password

SUBMIT

6. Click on *Get Tickets*



# HOME

i ABOUT

📍 GET THERE

\$ TICKETS

## Basketball vs Fouke (Jr Girls/Boys and Sr Girls)

By Smackover High School (OTHER EVENTS)

📍 SMACKOVER HIGH SCHOOL  
1 Buckaroo Ln, Smackover, AR 71762

📅 THURSDAY, NOVEMBER 19 2020  
4:30 PM – 10:00 PM

GET TICKETS

SHARE EVENT

f t p s in m

Ticketeap, Inc. | Privacy | Terms | Sell Tickets Online | Free Online Event Registration

7. Under **TICKET TYPE**, Enter in the QTY via the drop down box; Click on **Checkout**

The screenshot shows a ticket purchase interface. On the left is a large silhouette of a cowboy riding a bucking horse. A vertical navigation bar contains icons for HOME, ABOUT, GET THERE, and TICKETS. The main content area displays the event title, date (THURSDAY, NOVEMBER 19 2020), and time (4:30 PM — 10:00 PM). A table lists ticket types: HOME GENERAL ADMISSION, VISITING GENERAL ADMISSION, and HOME PLAYER TICKETS, each with a price of \$5.00 and a quantity dropdown set to 0. A 'TICKETS' button is at the top right, and an 'ADD TO CART' button is at the bottom right. Payment logos for VISA, Mastercard, American Express, and Discover are shown.

8. Type in **YOUR INFO**, **CC INFO**, **BILLING ADDRESS**; Make sure your ticket info is correct then click **Checkout**

## Checkout

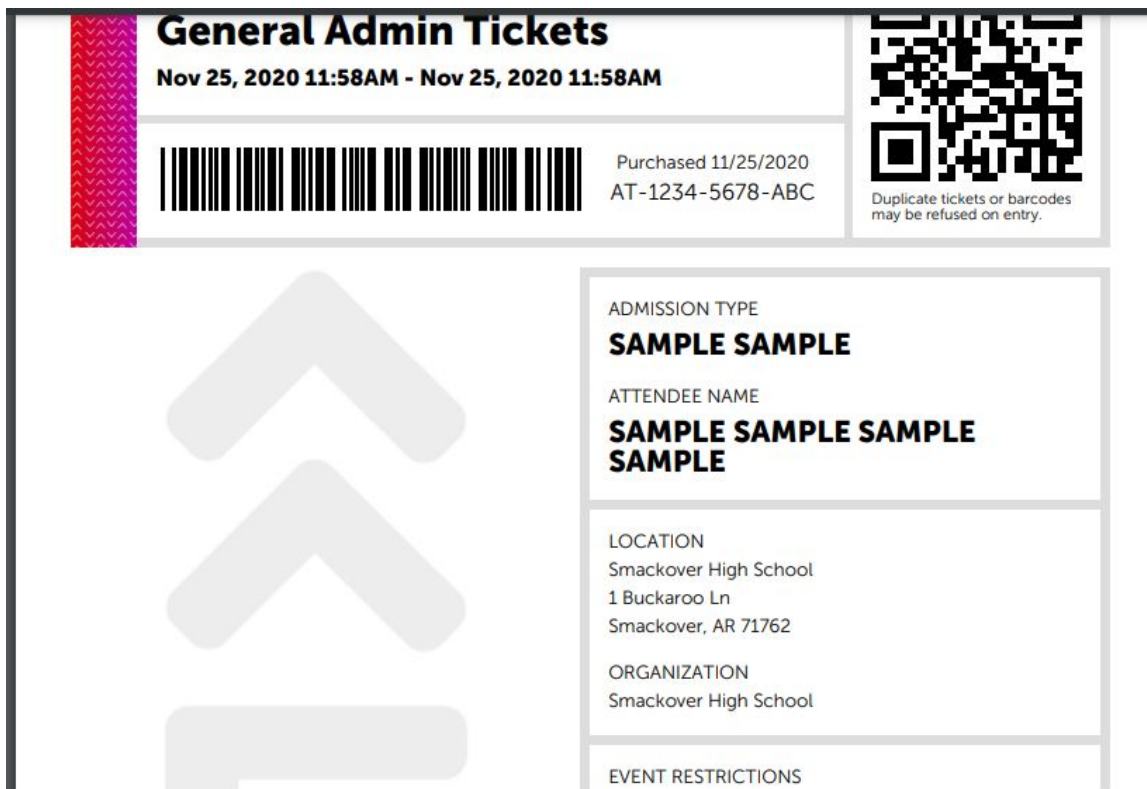
The checkout page is divided into two columns. The left column, titled 'YOUR INFO', contains three input fields for 'first name', 'last name', and 'email'. Below these is a 'CC INFO' section with a 'cc number' input field. The right column, titled 'ORDER INFO', displays the event details: 'Basketball vs Fouke (Jr Girls/Boys and Sr Girls)', 'Thu, Nov 19 2020 4:30p.m. – 10:00p.m.', and 'Home General Admission'. It shows a quantity of 2 tickets at \$5.00 each, totaling \$10.00. A summary table shows 'Tickets (2)' for \$10.00 and a 'Total' of \$10.00. A green 'Checkout' button is at the bottom right.

9. At this time, it will process your payment. Once payment is approved, you can either print your ticket off and bring to the game to present at the door OR you can save it on your phone to scan in at the gate.

For each game, the coaches will provide the players with the password to buy tickets. There will be 3 options to buy tickets: Smackover Players, Visiting Team Tickets, and General Admin Tickets. To buy tickets under the Smackover Players or Visiting Team tickets you will need a password.

**Do not give out your password to other teams or you will lose you right to the ticket.**

11. To attend the game you must bring a printed ticket or have the ticket pulled up on your phone to be scanned



12. You must purchase a ticket in advance to attend the event. No tickets will get guaranteed at the gate. Once the allotted number of tickets are sold the event will be sold out.

Tickets are online in 3 different ways for each game

- Players Tickets (requires password)
- Visiting Tickets (requires password)
- General Admission Tickets

Once each allotted amount of tickets are sold, the event will be sold out. If any player tickets are not sold, they will be moved to General Admission for sale the day of the game.